

OAKLAND CUSD #5

**INTERIOR  
DESIGN  
APRIL 13-17, 2020**

DANIELLE PENDERGAST-WHITE

1 P-White, HS FCS, April 13-17

# Week of April 13-17, 2020

## Family and Consumer Sciences

### Mrs. Pendergast-White

My office hours will be Monday 9-11, Tues 1-3, and Thursday 3-5. I will do my best to check my email multiple times each and every day in order to answer any questions that parents or students have. Please do not ever hesitate to contact me, I understand this is all new and stressful, and I am happy to answer any questions or help in any way possible in order to ease any stress on both parents and students.

Notes: Students may email me any completed work. If email is not an option, please feel free to drop work off at the Oakland School Foyer.

Email: [danielle.pendergast-white@oakland5.org](mailto:danielle.pendergast-white@oakland5.org)


Class	Choice 1	Choice 2	Choice 3 (Enrichment)
Culinary Occ	You have been working on Packets that have reviewed the food service industry. One of the important topics is types of cuisines. One of these is Fusion Cuisine. Read the article on Fusion Cuisine and answer the questions on the handout that goes with the article. Email me your completed work or drop it off in the foyer.	Cook, Cook, Cook! One thing we have done is Cake Decorating. However, we used boxed cake mixes! I have attached a recipe for a very simple cake to bake from scratch. If you cannot do this recipe, find another recipe to make. Create this recipe and complete the evaluation of the dish describing the Aroma, Color, Taste, Texture, and rate this. Do a brief write up of the recipe, tasks in preparing, and final product (1 page or less) Take a picture if you can and send it to me with the completed recipe evaluation via Email or drop it off in the foyer! I cannot wait to see this. Also, feel free to create a "Cooking Show" Video	Research and complete the handout on The Flavor Profile Case Study. Email me your completed work or drop it off in the school foyer.

		while you prepare the dish!	
Interior Design	Review the lines in Interior Design PowerPoint. Complete the line scenarios activity. After completing this activity provide a written explanation as to why you chose those lines for each scenario. Email me completed work or drop it off in the school foyer.	Review the information on the Line PowerPoint. Complete Look What Lines Can Do activity. You may email me the completed project or drop it off in the school foyer.	Review the info on the Line PowerPoint. Create a collage after finding two pictures of each type of line. Label each type of line. There should be 8 pictures total.
Foods & Nutrition II	Read the Article on the History of Coffee Cake (Quick Bread). Answer the questions about the article.  Send your finished assignment to me through email or drop it off in the school foyer.. Also, any questions just let me know!	Let's get cooking. I included a Coffee Cake Muffin Recipe (nuts optional) for Option 2. Make it, bake it, send me a picture if you can, and <b><u>complete the evaluation</u></b> that goes over the aroma, taste, texture, etc. If you do not have the ingredients at home, try to make something else we have made in our Quick Breads unit, muffins, pancakes, waffles, etc. Do the same thing, make it, take a pic (if you can) and complete the evaluation for option/choice 2! You may email me finished work or drop it off in the school foyer. Any questions just let me know!	Complete the Eating Disorders Picture Analysis Assignment. Read through the Eating Disorders PowerPoint for choice 3 and try to watch the videos if you can. Once you read the information create your Eating Disorders Picture Analysis. Send the completed project to me via email if you can or drop it off in the school foyer.
Food and Nutrition II Continued			
Resource Management	Complete the handouts 15,16,17,18. You will need to refer to your textbook. You may email completed work or drop it off in the school foyer. Any questions just let me	Write a letter of compliment or complaint. Refer to the handout that is for Choice 2. See the handouts for Choice 2. Your choice of who you write to doesn't have to	I have set up a Personal Finance unit in Khan Academy for you. You can get on this, watch the videos. Send me a written reflection on the top 10 most important pieces of

	<p>know.</p>	<p>be a restaurant, you can choose another establishment. Have a family member “peer” grade it before you self grade it. Email me your letter if you can, if not drop it off in the school foyer.</p>	<p>information you learned from the videos. Any questions just let me know. I am new at Khan so you may know more than I do, but the information is really great! I will check your progress in Khan.</p> <p>OR</p> <p>Create an educational brochure, poster, flyer, etc. that explains consumers’ rights and responsibilities by providing specific examples of each. You may email me your completed work or turn the work in at the school’s foyer.</p>
<p>Child Development</p> <p>Child Development Continues</p>	<p>Review Physical Developmental Milestones on pages 222-223 in textbook . Create a poster or chart, or feel free to create a Google Slideshow with three milestones for each month of development for the first year. You should have 3 milestones for 12 months, so at least 36 milestones. You can also research this online as well to add to your project. Email me your completed work if you can, or drop it off in the school foyer! Any questions just let me know!</p>	<p>Read through Chapter 7. Write a paper (at least one page) on this behavior Scenario:</p> <p>You have been asked to babysit for two different neighbors’ babies. One has a two month old, the other has an eight month old. Which one do you think would be easier to care for and why? Write about examples of the types of responsibilities you would have for each baby.</p> <p>Email me your final product if you can, otherwise feel free to drop it off in the school foyer! Any questions, just let me know!</p>	<p>Read through the Importance of Immunizations on page 246-248. Also, if you can, research more about immunizations online. Create a brochure or poster to help teach the importance of immunizations in infants.</p> <p>Be creative and have fun! Email me your final product. Any questions just let me know!</p>

Int Design  
Choice 1, 2, 3  
Apr 13-17

P-W



2

### DEFINITION OF LINE

- ✦ An element in a room that moves the eye by connecting two points
- ✦ Describes the outline of a shape
- ✦ Separates or unifies space
- ✦ Each type creates its own feelings or messages

3

### LINE DIRECTIONS - HORIZONTAL


- ✦ Follow the horizon
- ✦ They create a feeling of restful, quiet, peace, relaxing, sturdy, Informal - especially if they are long. (Calm Lake)
- ✦ Ex: Low ceilings, broad openings, stretched out furniture



4



5



6

### LINE DIRECTIONS - VERTICAL


- ✦ Run straight up and down
- ✦ Create a feeling of strength, dignity, formality, loftiness, assurance, height, and emphasis.
- ✦ Ex: High ceilings, tall doors and windows, upright furniture placement.



7

Int. Des.  
 Choice 1, 2, + 3  
 April 13-17

P-10



8




9


**LINE DIRECTIONS - DIAGONAL / ANGLED**

- \* Slants or run at an angle
- \* Suggest direction, movement, activity, and energy.
- \* Ex: Sloping ceilings, furniture placement

10



11



12


**LINE DIRECTIONS - CURVED**

- \* Change direction gradually and continuously along their path.
- \* Feeling of playful, graceful, and feminine.
- \* Upward curves - uplift and inspire
- \* Horizontal curves - gentleness, femininity, relaxed
- \* Large Downward curves - express seriousness and sadness
- \* Small curves - playfulness and humor
- \* Undulating lines - gradual wavy lines like on headboards and backs of sofas - relaxation and femininity
- \* Wide and sweeping - appear graceful
- \* Tight and spirals - feeling of liveliness.

13

INT. Dia  
 Choices 1, 2+3  
 Apr 13-17

P-W



14

### EXPRESS YOURSELF - PART 2

- ✦ Go back to your line drawings and Label each of the 5 drawings with its dominant type of line that you drew in the picture.
- ✦ Explain the feelings created through the line on the back of each picture.

15

### LINE CAUTION:

- ✦ Too many sharp angles and competing line cause continuous eye movement and ultimate confusion.
- + Zig-zags are an example of this

16

### LINE ASSIGNMENTS

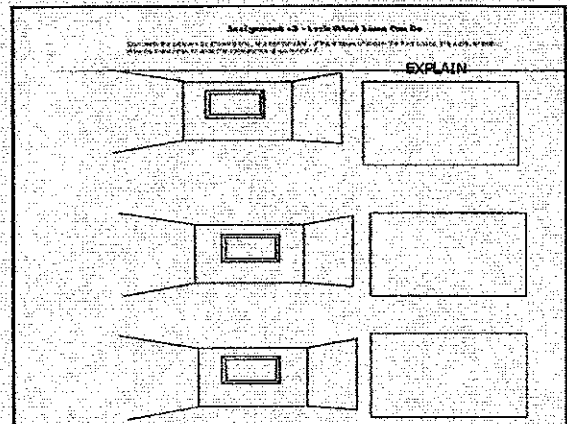
- ✦ 7. Scenario line drawing with description - Done with line scenario handout
- ✦ 8. Types of Line - Tear Sheet (4)  
 Find large clear pictures (no words on them) illustrating each type of line - Horizontal, Vertical, Diagonal, Curved.  
 \*\*\*\*\* Properly mount these 4 pictures by following the presentation guidelines.
- ✦ 9. Look What Lines Can Do  
 Complete the pictures in your study guide by drawing one, or a combination, of the 4 types of line on either the floor space or the walls or both.

NEXT SLIDE:

17



18



19

Int. Des  
Choccs 1, 2, 3  
Apr 13-17


RW

### GROUP DESIGN CHALLENGE


- \* Your entryway in your new home extends 2 stories high.
- \* Suggest furnishings, flooring, ceiling paint, and wall coverings that will visually minimize the height and the great open space.
- \* Describe your design process including what lines would be created in this area and how they would help.
- \* Present your design ideas to the class.



20



21



22



Draw lines to represent the scenario.

*Int Des*

*Choice 1 Apr 13-17*

*P-W*

✘ You are watching a parade. As the military group approaches you, their commanding officer orders, "HALT!" The drums stop and the group stands silently at attention.

✘ It is a warm summer day with no hint of a breeze. You have been driving for a long time on a very straight highway and you are drowsy. You see a shade tree with a cool looking spot of grass. You stop your car. You lie down on the grass and fall asleep.

✘ It is Halloween night and you are 10 years old. You have become separated from your friends and you meet a gorilla-like man who jumps from behind a bush and scares you.

✘ It is a lovely spring night and you are with your boyfriend (girlfriend) in a sailboat. The gently breeze is blowing the boat calmly across the water.

✘ You are at a fashion show. A very beautiful woman dressed in a pink chiffon gown trimmed with soft lace, seems to almost float across the ramp. Her soft hair falls gently around her shoulder and her dainty slippers seem to hardly touch the floor.

INT. Des  
Choice 2  
April 13-17

PLW

**Assignment #3 - Look What Lines Can Do**

Complete the pictures by drawing one, or a combination, of the 4 types of line on the floor space, the walls, or both.  
How do these lines change the appearance of each room?

**EXPLAIN**

